









"The big money is not in the buying and the selling, but in the waiting."
Charlie Munger

Wednesday, May 13, 2026

Equity Update				Global Indices		
				12-May		
		Chg	Chg%			
ASPI	▲	3.60	0.02%	23,015	D Dow Jones ▲	49,761
S&P SL 20 Index	▼	-5.71	-0.09%	6,294	E Euro Stoxx 50 ▼	5,808
Total Turnover (LKR)	▼			3,668,528,654	F FTSE 100 ▼	10,265
Market Capitalization (LKR)	▼			8,324,858,226,155	N Nikkei 225 ▼	62,600
					H Hang Seng ▼	26,348
PER (x)				11.8	Frontier Markets	
PBV (x)				1.5	VN index ▲	1,901
DY (%)				2.8	KSE-100 ▼	168,905
					DSEX ▲	5,230

Source: CSE

Source: Bloomberg

Exchange Rates				Commodities	
				12-May	
(LKR per unit)		TT Buying	TT Selling	Type	
USD		\$ 318.6	326.1	Gold (USD/t.oz) ▼	4,714
GBP		£ 431.3	444.5	Gold (LKR/t.oz) ▲	1,522,275
EUR		€ 373.1	385.0	Brent Crude Oil (USD/Bbl) ▲	107
JPY		¥ 2.0	2.1	Copper (USD/Lbs) ▲	664
CNY		¥ 46.3	48.6	Cotton (USD/Lbs) ▼	87
INR		₹ 3.4	3.5	Aluminium (USD/MT) ▼	3,562
				Palm Oil 3M forward (MYR) ▼	4,493

Source: CBSL

Source: Bloomberg, CBSL

Policy Rates	OPR: 7.75%		SRR: 2.00%	
Economic Indicators	Real GDP Growth: 2025 Q4 = 4.8%		NCPI YoY Change: March 2026 = 2.40%	
			CCPI YoY Change: April 2026 = 5.40%	

Source: CBSL

DIVIDEND ANNOUNCEMENTS

Cash Dividends

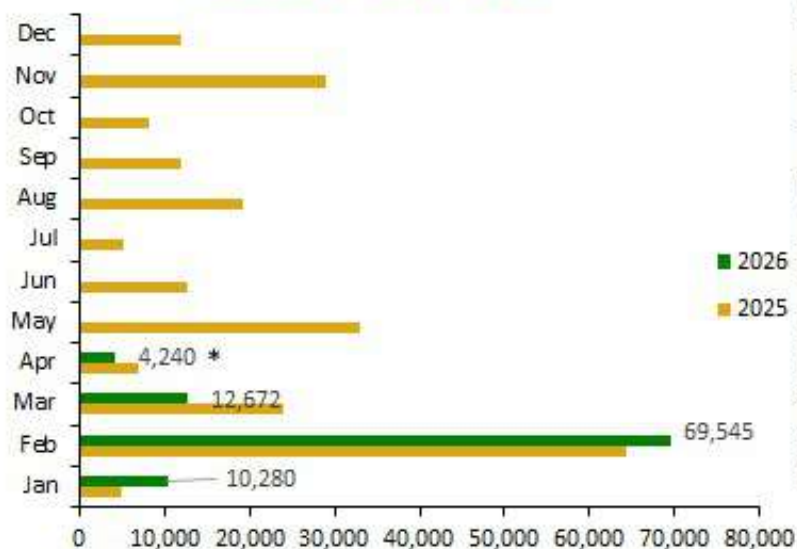


Scan here for contacts & disclaimer

Wednesday, May 13, 2026

Company	Dividend Per Share	Final/Interim	XD Date	Record Date	Date of Payment
ETWO(N)	LKR 4.41	First	14-May	15-May	3-Jun
CINS (N)	LKR 51.00	Final	20-May	21-May	26-May
CINS (X)	LKR 51.00	Final	20-May	21-May	26-May
CTC(N)	LKR 17.54	Final	27-May	29-May	16-Jun
DIAL(N)	LKR 1.5	Final	12-Jun	15-Jun	2-Jul
CTC(N)	LKR 34.00	First	21-May	22-May	10-Jun
COOP (N)	LKR 0.05	Final			DATES TO BE NOTIFIED

LKR 96,737 Mn as dividends from January - May* 2026



*Until May 12, 2026

Cumulative Net Profit Attributable to Shareholders increased by 2% QoQ, increase by 69% YoY

